

# Overview and Instructions for Michigan 4-H State Awards Program & Mark of Excellence Award

**Purpose**

The Michigan 4-H State Awards Program provides 4-H members a learning experience where they can develop career skills by using their 4-H experiences to compile a portfolio similar to a professional application while receiving recognition for their 4-H involvement. The application process will help youth build their skills in communication, literacy, record keeping, and marketable skills. The application will require youth to reflect on their past 4-H experiences and provide thoughtful responses. 4-H State Awards recognize youth for their engagement and learning in the 4-H program, focusing on the skills they have gained; not necessarily the past achievements and awards received. Once completed, a 4-H State Awards portfolio may be a useful tool that can be referenced when completing future job, college, or scholarship applications.

This awards program recognizes 4-H youth for engaging in rich learning experiences that result in outstanding knowledge and life-skill development. After participating in the 4-H State Awards Program youth will:

- Learn to better communicate and represent their accomplishments on professional applications, such as scholarships, college-entrance applications, résumés and cover letters for employment.
- Have more experience and be better able to communicate during job interviews
- Build long-lasting friendships and establish connections with industry and academic leaders
- Be encouraged to set new goals, continue building skills and assets, and broaden interests



**Workforce Preparation**



**Career Skills**



**Achievement**



**Networking**

**Who**

Michigan 4-H members currently enrolled in a county 4-H program and are 11 to 19 years of age (as of January 1<sup>st</sup> current 4-H year) are eligible for the program. The State Awards Recognition Program is divided into four divisions. There is not a limit on how many delegates can come from a county.

Applicants who are 4-H age:	Are eligible for this division
11 to 12 years old	Mark of Excellence Essay Contest
13 to 15 years old	Junior State Awards (state awards application portfolio)
16 to 19 years old	Senior State Awards (state awards application portfolio and interview)
13 to 19 years old	Group Awards (group awards application and presentation)

## Where

Applications for all 4-H State Awards Recognition Programs can be completed from your home, school or other computer. Interviews for senior delegates and presentations for groups will be conducted using video conference technology (Zoom). The culminating event for 4-H State Awards will take place during 4-H Exploration Days on Michigan State University's campus.

## When

It is strongly encouraged to begin working on your application early (February or March), as it will take you time to complete it and have it reviewed before submitting it. This is a great opportunity to build your skills in goal setting and time management. Please be sure to communicate with your county 4-H Program Coordinator early in the application process. All applications are due by **April 1<sup>st</sup>**. Completed 4-H State Award portfolios will be uploaded through the MSU Extension Events Registration system:

<https://events.anr.msu.edu/StateAwards21/>



Mark of Excellence essays are submitted to the county MSU Extension office by April 1.

The 4-H State Awards Recognition Celebration will take place at MSU on **Wednesday, June 23, 2020**. Junior, senior, and group State Award delegates will be invited to participate in this event where they will receive their recognition.

## Form of Recognition

4-H State Award winners belong to an elite group of 4-H youth who have demonstrated the highest level of excellence. Mark of Excellence and 4-H State Awards Program winners will receive the following recognition.

Award division	Type of award
Mark of Excellence	Certificate and a medal. Essays are added to the Mark of Excellence history book at the Michigan 4-H Foundation and State 4-H office. Essays may also be used locally to promote 4-H programs. Winners may receive other recognition locally.
Junior & Senior delegates	Certificate
Junior winners	Plaque and \$50
Senior winners	Plaque and \$200
Winning Group	Plaque for each group representative and (1) \$200 award for the group

## Cost to Participate



There is no cost for members to participate in the Mark of Excellence and 4-H State Awards Program. This program is made possible by generous donations and sponsorships to the 4-H State Awards Program. However, delegates invited to participate in the 4-H State Awards Program on campus are encouraged to register to attend 4-H Exploration Days. Delegates should contact their county 4-H office for more details and ask about local event scholarships that might be available.

## Supporting the 4-H State Awards Program

A gift of \$750 will provide full sponsorship (Gold Sponsor) of an award area. This sponsorship provides monetary awards to both the senior and junior 4-H State Award winner for that award area and also supports the entire award area delegation's participation in the 4-H State Awards Program, interviews, leadership development program and 4-H State Awards Recognition. If a full sponsorship gift is not feasible, support at any level is accepted. If you are interested in helping to recognize Michigan's best 4-H youth, contact the Michigan 4-H Foundation at 517-353-6692 or at <https://mi4hfdtn.org/>



# Mark of Excellence Essay Contest

## Theme

The theme of the essay is “Because of 4-H I can...”

## Eligibility

To be eligible for this contest, the applicant must:

1. Be a current 4-H member between the ages of 11 and 12. Enrollment in previous years not required.
2. Write an essay that focuses on the theme, “Because of 4-H I can...”
3. Follow these guidelines, when submitting an essay.
  - a. All essays must be computer generated, typed or handwritten in blue or black ink on 8 ½ x 11” paper, single sided, in 500 words or less (no more than 2 pages in length). If typed, use a 12-pt. font.
  - b. Put your name and county in the top right-hand corner of each sheet of paper (including the first page). Do not include photos or other graphics in your essay!
  - c. The essay **must be held together with a paperclip**. Do not staple your essay or put essays into binders or folders.
  - d. Do not use a cover page.
4. All essays must be turned into your county office by April 1.



## Selection

**Individuals may only be selected for this award once.** Each county will have the opportunity to select up to two winning essays. The winning essays will be forwarded to the State Coordinator for Mark of Excellence and will be added to the Mark of Excellence history book at the Michigan 4-H Foundation and State 4-H Office. The authors of the winning essays will receive a certificate and medal and may receive other recognition locally. Additionally, Mark of Excellence winners are encouraged to attend 4-H Exploration Days. County representatives will be responsible for all costs related to 4-H Exploration Days. Individual counties may choose to award scholarship monies to these individuals.

## Mark of Excellence Timeline

January- March	Promote Mark of Excellence to 11 to12-year-old 4-H members
April 1	Mark of Excellence essays due to county staff
April 1-10	County 4-H staff coordinate selection committee to select two winning essays from their county
April 15	County 4-H staff to submit the youth’s information and the winning essays via google: <a href="https://forms.gle/rkoH8EcKRxM9p97s8">https://forms.gle/rkoH8EcKRxM9p97s8</a>
May-June	Youth will be mailed their certificate and medal.
Summer-Fall	County to recognize youth locally; annual recognition program, press release with essay.



# Michigan 4-H State Awards Program General Guidelines for Individual & Group Applicants

Creating your 4-H State Awards application portfolio is an exercise in professionally communicating your experiences in a standardized format similar to a scholarship or employment application. The Michigan 4-H State Awards Application Portfolio includes the following components highlighting your 4-H experiences:

- A cover letter
- Résumé
- 4-H Story
- Application questions



## General Guidelines

- Members should read all instructions carefully before starting. It is strongly encouraged that members contact their county 4-H Program Coordinator before they begin their 4-H State Award application as the Program Coordinator can provide guidance and assistance throughout the process.
- Must be a 4-H member, enrolled in 4-H Online for current 4-H year. Individual Award applicants must have 3 years of 4-H membership (can include current 4-H year). Group Award applicants do not require enrollment in previous years.
- Members may only submit one application per year. They may submit EITHER an individual application or be a group representative. \*\*Please Note: there are different application forms for Individual and Group Award. A group award application should be completed as a group effort, but only be submitted once on behalf of the entire group. Refer to the section labeled directions for Group Applications.
- A member may only win a 4-H State Award once in a category and age division. The member is welcome to apply in subsequent years in a different category or apply in the same category once they move from junior to senior age division.
- Information contained in the 4-H State Award Application should be factual and concise, yet fully representative of all your major accomplishments in 4-H. Concentrate on content. The judges are evaluating your 4-H career, much as an employer would evaluate your résumé.

## Group Application Guidelines

- A group must consist of three or more 4-H members; do not all need to be from same club or county.
- A group may be represented (application and presentation) by 2-5 youth. Group representatives may not apply for individual award recognition in the same year they are representing a group.
- Group award representatives must be ages 13-19 (4-H age). There are no minimum years of experience required in 4-H, project, or group to be selected as a group representative.
- A group may apply for the State 4-H Group Award annually. However, the group may not be represented by any youth who has previously been a representative of a winning State 4-H Group Award.
- There is one Group Award Recognition Area in the Michigan 4-H State Awards Program. The following are examples of potential projects for which a group may seek recognition (please note these are not separate recognition areas; nor is this an exclusive list): community service projects, citizenship projects, group learning in a project area, entrepreneurial or fundraising projects, a special activity held by the group, or a group representing the county at a state or national event or contest.
- The group application should reflect a current project, activity, or initiative or one that has been completed within 12- months of the 4-H State Awards application deadline.




- The Group Award application must be prepared by current group representatives to reflect their experiences in the group and as individuals. Some sections of the State 4-H Group Award Application request individual group representatives to each prepare an answer for the question. In these sections, begin each person's response with a new paragraph and their name bolded as following: **Suzy Clover:** (insert Suzy's response here)

## Preparing the Award Application

- To begin the 4-H State Award application, create a Word Document using these parameters: a professional style 12 point, black-colored font, single spaced and use a 1-inch margin on each of the four sides (top, bottom, left, right). Your document should use similar formatting to a professional application such as a scholarship, college, or employment application. Applications must be typed.
- Add the appropriate number of pages to your document based on your age division or group size. You may find it helpful as you get started to label each page as outlined in the instructions document for your division: Cover Letter, Résumé, 4-H Experience and Impact Story, Application Questions, and Autobiography. Do not include these labels on your final draft.
- Please begin each portfolio component (cover letter, résumé, 4-H story and questions) at the top of a new page. In your final draft, do not need use the title/label to identify the page (at the top of the cover letter page do not type "Cover Letter" or include the word count; begin directly at 1-inch with the date).
- The section containing your answers to the questions should not include the directions and word limit. You should start each question with the numbered question provided ("1. Choose four life skills...."), skip one line, and then begin your answer.
- All of the application portfolio components will be included in one Microsoft Word document.
- Applications should be completed in full. Do not leave a question blank (per your age division).
- Each question has a maximum word limit. It is important to stay within that limit. There is not a minimum word limit, however to be certain to fully answer the question applicants are encouraged to provide an answer using at least ½ of the available word count. Most word-processing programs have a "word count" feature which can help you keep track.
- Use correct grammar and spelling. Proofread your work for errors and have others assist you with proofreading.
- After you have completed your 4-H State Awards Application, review all the sections carefully. Your application portfolio should be an organized presentation of what you have learned and accomplished in the 4-H program. When accurately kept and carefully assembled, it is a useful tool for determining your own progress and personal growth. Completing a 4-H State Awards Application will better prepare you to complete other professional portfolios, for example a job or scholarship application.

## Photographs

- You should submit one recent color photo of yourself or group with your application. Photos will be uploaded with the application in the Events Management system. Do not include or attach project reports, news clippings or letters. Answer the questions on the application and do not include supplemental items.
- For individual junior and senior applicants, the picture should be a head-and-shoulder shot. We strongly recommend that you wear professional attire (such as you would for an interview) for this head and shoulder shot. Wear solid colors when possible to limit distractions. Do not submit a photo of you wearing a hat.
- For group applicants, the picture should be a group shot that is posed, not in action. The photo may include the entire group or just the group representatives. We strongly recommend that you wear professional attire (such as you would for an interview). Wear solid colors when possible to limit distractions. Do not submit a photo of you wearing a hat. An alternate option for the group photo could be a photo of the group in matching/coordinating shirts.



- The picture you submit will be used during the 4-H State Awards Recognition Program, shared with donors and used to promote the 4-H State Awards Program and your accomplishments.
- Please be certain the picture you submit is clear, high quality resolution, and represents you in a professional manner. Please avoid: selfies, fuzzy/blurred photos, and distracting backgrounds. Be mindful of glare, shadow, overhead light placement and red eye. Photos taken outside work well.

## Naming and Submitting Your Files

- Delegates need to use a specific naming process when saving and submitting their application and photo. Your award application and photo must be named and sent as follows:



### Junior Applicants:

Word (.doc) Application: AwardAreaJrCountyName

JPG (.jpg) Photo: AwardAreaJrCountyName

### Senior Applicants:

Word (.doc) Application: AwardAreaSrCountyName

JPG (.jpg) Photo: AwardAreaSrCountyName

### Group Applicants:

Word (.doc) Application: GroupAwardGroupNameCounty


JPG (.jpg) Photo: GroupAwardGroupNameCounty

Example File name: BeefScienceSrCountyClover.docx

- VERY IMPORTANT NOTE ABOUT NAMING YOUR FILE-THE TITLE OF YOUR DOCUMENT AND PHOTO CANNOT CONTAIN COMMAS, SPACES, OR OTHER PUNCTUATION. IF YOU RECEIVE AN ERROR MESSAGE WHILE UPLOADING, PLEASE CHECK THE NAME OF YOUR DOCUMENT.
- All applications will be submitted electronically through the MSU Extension Events Management Registration system: <https://events.anr.msu.edu/StateAwards21/>
- Applicants will complete the registration form in Events Management and upload their application and photo as attachments in the system by April 1.

## Selection and Scoring of Applications

1. Once applications are received on April 1, they will be reviewed and approved by your county 4-H Program Coordinator and the 4-H leader you identified on your application for verification of accuracy of the application. Your application will only be eligible for evaluation after these two individuals confirm that the information in your application is factual.
2. Each award area has a selection committee who will review the applications in their assigned award area. The selection committee will complete a 4-H State Awards Application Evaluation Form for each applicant.
3. Up to 12 applicants in each age division (junior and senior) and 12 groups may be selected to advance as State Award Delegates in their award area based on their scores.
4. All applicants will be notified by May 5 whether they have been selected as a delegate for their award area in their age division. All applicants are encouraged to register to attend 4-H Exploration Days.
5. Senior and Group Award delegates will be contacted in May with the day and time of their video conference interview or presentation on June 8 or 9. During the assigned video conference time, senior delegates will participate in an interview with the selection committee in their award area and groups will present a prepared presentation for judges. The presentation may be any format the group chooses (PowerPoint, poster, demonstration, oral speech, etc.). All group representatives must have a role in the presentation. Presentation should be up to 10 minutes; followed by 5 minutes of questions. Presentations will be scored using the Interview Evaluation Form; with consideration for team participation.
6. The selection committee will complete a 4-H State Awards Interview Evaluation Form for each



- delegate and group.
7. State Award winners in all divisions will be announced at the 4-H State Awards Recognition Program Wednesday during 4-H Exploration Days. Selection for each division will be as follows:
    - a. Junior winner will be selected from the highest-scoring application.
    - b. Senior winner will be selected from the highest-scoring interview. In the event of a tied score, the winner will be selected from the highest-scoring application between the tied individuals.
    - c. Group winner will be selected from the highest-scoring presentation. In the event of a tied score, the winner will be selected from the highest-scoring application between the tied groups.
  8. Following the 4-H State Awards Recognition Program, delegates will receive feedback from both the application and the interview.

## Scoring Criteria

The application evaluation in Appendix F will be used by each selection committee to assess and score each application. A minimum score of 36 is required to be eligible to advance as a delegate. The top eligible scores (maximum of 12) will be selected to advance.

The interview evaluation form in Appendix G will also be used by each selection committee to assess and score each delegate's interview. A minimum score of 36 is required to be named a 4-H State Award winner.

## Instructions for Completing 4-H State Award Applications

Your 4-H State Award application will be submitted as one complete Word Document containing the following pages in this order. Although the guidelines indicate maximum word counts, there is not a minimum word count for each response; however, you are encouraged to use at least ½ of the allowable space. Remember, this is the judges' only opportunity to learn about you and your project; your goal is to show them why you deserve this award.

### Instructions for Completing 4-H State Awards Individual Junior Application

- **Page 1:** Cover Letter (1 page, Maximum 500 words; do not title/label this page)
- **Page 2:** Résumé (1 page; do not title/label this page)
- **Pages 3-5:** 4-H Experience and Impact Story (1-3 pages, Maximum 1500 words. See Overview and Instructions document for directions to write your story.)

Application Questions (4 pages; Maximum 500 words for each question)

For the following questions, include only information that relates to the 4-H award area for which you wish to be recognized. Include the question in your application prior to your response.

- **Page 6:** Identify up to four areas of content/project knowledge you have learned in your 4-H project. Describe what you have learned and how you learned it.
- **Page 7:** Choose four life skills from the diagram included in this packet (one each of Head, Heart, Hands, and Health) and describe how you have learned or developed each life skill through your 4-H project.

For the following questions, list information about your overall 4-H experiences. Information does not have to relate to the award area for which you wish to be recognized.

- **Page 8:** Identify up to three 4-H leadership experiences you have had and describe their significance to your personal growth and development.
- **Page 9:** Identify up to three 4-H citizenship or community service experiences you have had and describe their significance to you and your community.

- **Page 10:** Autobiography (Maximum 200 words; Write an autobiography (in third person) that summarizes your application, life goals, and 4-H involvement. This summary will be used to introduce award winners during the 4-H State Awards Recognition Celebration)

### Instructions for Completing 4-H State Awards Individual Senior Application

- **Page 1:** Cover Letter (1 page, Maximum 500 words; do not title/label this page)
- **Page 2:** Résumé (1 page; do not title/label this page)
- **Pages 3-5:** 4-H Experience and Impact Story (1-3 pages, Maximum 1500 words. See Overview and Instructions document for directions to write your story.)

Application Questions (8 pages; Maximum 500 words for each question)

For the following questions, include only information that relates to the 4-H award area for which you wish to be recognized. Include the question in your application prior to your response.

- **Page 6:** Identify up to four areas of content/project knowledge you have learned in your 4-H project. Describe what you have learned and how you learned it.
- **Page 7:** Describe how you have used content knowledge you have learned (from one or more areas identified in question 1) in your own 4-H project.
- **Page 8:** Describe how you plan to use content knowledge learned in your project in your future outside of 4-H.
- **Page 9:** Choose four life skills from the diagram included in this packet (one each of Head, Heart, Hands, and Health) and describe how you have learned or developed each life skill through your 4-H project.
- **Page 10:** Describe how you have used any life skill (from the diagram) in your own 4-H project.
- **Page 11:** Describe how you plan to use any life skill (from the diagram) in your future outside of 4-H.

For the following questions, list information about your overall 4-H experiences. Information does not have to relate to the award area for which you wish to be recognized.

- **Page 12:** Identify up to three 4-H leadership experiences you have had and describe their significance to your personal growth and development.
- **Page 13:** Identify up to three 4-H citizenship or community service experiences you have had and describe their significance to you and your community.
- **Page 14:** Autobiography (Maximum 200 words; Write an autobiography (in third person) that summarizes your application, life goals, and 4-H involvement. This summary will be used to introduce award winners during the 4-H State Awards Recognition Celebration)


### Instructions for Completing 4-H State Awards Group Award Application

- **Section 1:** Cover Letter (1 page, Maximum 500 words; do not title/label this page)
- **Section 2:** Résumés (2-5 pages, depending on number in your group; maximum 1 page each representative of the group. Do not title/label this page)
- **Section 3:** 4-H Experience and Impact Story (4-9 pages, depending on number in your group; see Overview and Instructions document for directions to write your story. Parts 1, 2, 3, and 4 maximum 2,000 words total; plus 300 words for each representative part 5)
- **Section 4:** Application Questions (6-14 pages, depending on number in your group)  
For the following questions, include only information that relates to the 4-H group award. Groups should answer the application questions from a group perspective unless otherwise noted; with emphasis on skill development in a group dynamic. See Overview and Instructions document for examples. Limit your response to no more than 500 words for each question unless otherwise noted; begin a new page for each question. Include the question in your application prior to your response.
  1. Identify up to four areas of content/project knowledge your group learned in your 4-H project and describe what you have learned and how you learned it.
  2. Choose four life skills from the diagram (one from each of Head, Heart, Hands, and Health) and describe how your group has learned each life skill through your 4-H group experience.



3. Describe how your group has used any one life skill (from the diagram) in your 4-H experience.
  4. Identify up to three 4-H citizenship and/or community service experiences your group has had and describe their significance to you, your group, or your community.
  5. Each representative of your group (300 words for each representative)—Describe how you have or will apply skills learned in a team setting to a life situation outside of 4-H.
  6. Each representative of your group (300 words for each representative)—Identify one 4-H leadership experience you have had and describe its significance to your personal growth and development.
- **Section 5:** Group Biography (Maximum 200 words; Write a biography (in third person) that summarizes your application, goals, and 4-H involvement. This summary will be used to introduce award winners during the 4-H State Awards Recognition Celebration)

## Tips for Completing Each Section of the Application



### Cover Letter (1 page, Maximum 500 words; do not title/label this page)

The cover letter should introduce you or your group, tell the selection committee which award you are applying for and why you feel you are the best candidate for them to select. See an example in the appendix of this document. Find additional examples and tips for writing a cover letter at: [http://www.canr.msu.edu/resources/resumes\\_and\\_portfolios](http://www.canr.msu.edu/resources/resumes_and_portfolios)

### Résumé (1 page; do not title/label this page)

The résumé should be a maximum of 1-page. It should be a brief account of your personal, education, and professional qualifications and experiences. Your résumé should highlight your skills, training/certifications and may include both volunteer and paid work experiences. See an example in the appendix of this document. Find additional examples and tips for writing a résumé at:

[http://www.canr.msu.edu/resources/resumes\\_and\\_portfolios](http://www.canr.msu.edu/resources/resumes_and_portfolios). Group applications should include an individual résumé for each representative of the group.

## 4-H Projects



### 4-H Experience and Impact Story

Your 4-H Experience and Impact Story adds warmth and depth to your application. Be creative and personal but avoid being “cutesy.” The 4-H Story should help the reader learn about your 4-H experience; it should answer questions such as:

- ▶ How did you get started in 4-H?
- ▶ What have you done? Describe your project involvement.
- ▶ What workshops and trainings have you attended?
- ▶ How has your project or group expanded in size or scope since you began?
- ▶ What makes your project involvement stand out from other members? What sets you apart?
- ▶ What have you done that other members have not?
- ▶ How do you feel about your 4-H experiences?
- ▶ How will your 4-H experiences help you in your future plans?

The following outline may help you develop your 4-H Story. It is divided into parts simply to help you outline what you want to say about yourself. **Do not** identify these parts in your 4-H Story.

## Individual Application

(1-3 pages, Maximum 1500 words)

Your story should focus on the award area in which you are applying and also convey how your participation in 4-H contributed to your self-respect and concern for others, how it has influenced you in school, in your use of leisure time and in your career plans. Your 4-H Story is the place to expand on facts and figures by telling what your experiences have meant to you, how they have developed and affected your confidence, your attitude and other factors. This is an appropriate place to talk about your experiences and achievements you have had in your project area.

### Part 1

Introduce yourself. Include information about your age, interests, family, where you live, where you go to school, when and why you became involved in 4-H.

### Part 2

Tell about the project area in which you are applying, how 4-H helped you learn things about this area you didn't know before, how your project grew in size and scope, and some of your successes (and failures!) in the project area.

### Part 3

Highlight your other 4-H projects and activities, including major learning experiences, special interests and unusual situations you have encountered.

### Part 4

Explain how 4-H has helped you become a better leader and citizen, how 4-H has increased your interest and participation in community affairs, and what you have learned from your team or group involvement and efforts.

### Part 5

Describe how 4-H participation has impacted the way you feel about yourself, influenced your school and career goals, and your use of leisure time. Tell about your future plans and the career you want to pursue.

## Group Application

(1-9 pages, depending on number in your group; parts 1, 2, 3, and 4 2,000 words maximum total; plus 300 words for each representative part 5)

**Do not** identify these parts in your 4-H Story, with the exception of Part 5—identify each representative as indicated in Group Award guidelines above.

### Part 1

Introduce your group. Include information about who is involved in your group; where you are from; what your group does; how many total people make up your group; how long has the group existed; which members were selected to represent the group.

### Part 2

Tell about the group project for which you are applying, how 4-H helped you learn things you didn't know before, how your project grew in size and scope, and some of your successes (and failures!) in the project area. What are the major goals of the group and/or project? Who helped in the learning process of your group and/or project—leaders, experts, teen leaders, others? What are/were the individual and committee responsibilities?

### Part 3

Highlight your other 4-H projects, activities and experiences, including major learning experiences, special interests and unusual situations your group encountered. Example: Beef project may include information on leadership.

### Part 4

Explain how 4-H has helped members of your group become better leaders and citizens, how 4-H has increased your interest and participation in community affairs, and what you have learned from your team or group involvement and efforts.

### Part 5 (Individual responses from each group representatives)

Describe how 4-H participation has impacted the way you feel about yourself, influenced your school and career goals, and your use of leisure time. Tell about your future plans and the career you want to pursue.



**Application Questions** (Maximum 500 words for each question)  
 Here are the questions and the beginning of some sample answers.

Individual Application	Group Application
<p>For the following questions, include only information that relates to the 4-H award area for which you wish to be recognized. Include the question in your application prior to your response. In questions 1 through 6, frame your responses around the 4-H award area for which you wish to be recognized. In questions 7 and 8, think about all your 4-H experiences, not just those in the award area for which you are applying. Information should be presented and organized in a logical sequence. You get these results from careful planning, thorough reflection about all your 4-H experiences, and selection and emphasis of only the most important information. Submit a thoughtful response to each question.</p> <ol style="list-style-type: none"> <li>Identify up to four areas of content/project knowledge you have learned in your 4-H project. Describe what you have learned and how you learned it.  <i>In my 4-H Goat project I have learned showmanship, hoof care, milk processing and nutrition. In the area of nutrition, I have learned the various feed stuffs, ration amounts and protein contents of each feed stuff . . .</i></li> <li>Describe how you have used content knowledge you have learned (from one or more areas identified in question 1) in your own 4-H project. (Seniors only)  <i>In my beef project, I kept records of my finances. From my records, I was able to create a budget for my project for the coming year and begin my savings account. I have put together a plan to save enough money to purchase a heifer to expand my herd next year...</i></li> <li>Describe how you plan to use content knowledge learned in your project in your future outside of 4-H. (Seniors only)  <i>In my Technology and Engineering project, I learned the scientific procedure to complete my science experiment on water quality. In my school science fair, I applied the same process to complete my science fair project . . .</i></li> <li>Choose four life skills from the diagram included in this packet (one each of Heard, Heart, Hands, and Heath) and describe how you have learned or developed each life skill through your 4-H project.  <i>Through my Healthy Lifestyles 4-H project I have learned personal safety, planning/ organizing, cooperation, and marketable skills. Cooking in the kitchen has taught me the importance of practicing safety including using care with hot surfaces while using the oven. I have learned safe handling of knives and sharp objects. Food safety is an important aspect of keeping safe in the kitchen . . .</i></li> <li>Describe how you have used any life skill (from the diagram) in your own 4-H project. (Seniors only)  <i>I learned planning/organizing in my Communications and Expressive Arts project. When I prepared my photography exhibit</i></li> </ol>	<p>For the following questions, include only information that relates to the 4-H group award. Groups should answer the application questions from a group perspective unless otherwise noted; with emphasis on skill development in a group dynamic. Limit your response to no more than 500 words for each question unless otherwise noted. Include the question in your application prior to your response.</p> <ol style="list-style-type: none"> <li>Identify up to four areas of content/project knowledge your group learned in your 4-H project and describe what you have learned and how you learned it.  <i>Our group learned content in many areas while planning and conducting our birdhouse fundraiser. We learned how to count back change, the importance of providing wildlife habitat, customer service, and how to use power tools to build birdhouses....</i></li> <li>Choose four life skills from the diagram (one from each of Head, Heart, Hands, and Health) and describe how your group has learned each life skill through your 4-H group experience.  <i>Our group learned teamwork, conflict resolution, service learning, and managing feelings through our community service initiative this year. When we volunteered at our community soup kitchen . . .</i></li> <li>Describe how your group has used any one life skill (from the diagram) in your 4-H experience.  <i>Our group learned planning/organizing when we planned a fundraiser to support our fieldtrip to the zoo. We had to brainstorm the steps we needed to take...</i></li> <li>Identify up to three 4-H citizenship and/or community service experiences your group has had and describe their significance to you, your group, or your community.</li> </ol>

<p><i>for fair, I reviewed the available options to enter and brainstormed ideas for photographs. I made a list of the photos that I wanted to shoot and planned times when I would take them. I planned photo shoots with friends and families and kept track of my appointments in my calendar...</i></p> <p>6. Describe how you plan to apply any life skill (from the diagram) in your future outside of 4-H. (Seniors only)</p> <p><i>I learned about disease prevention in my Healthy Lifestyles project. I have applied this skill to my cooking for my family. My grandmother has diabetes. Through my 4-H project I learned about this disease and learned how to prepare meals that are appropriate for my family. I made my grandmother a sugar-free pie for her birthday . . .</i></p> <p>For the following questions, list information about your overall 4-H experiences. Information does not have to relate to the award area for which you wish to be recognized.</p> <p>7. Identify up to three 4-H leadership experiences you have had and describe their significance to your personal growth and development.</p> <p><i>One of the most significant leadership experiences I have had in my 4-H career was serving as a club officer. I have held the positions of secretary, vice president and president. The last two roles allowed me to learn parliamentary procedure and how to conduct a meeting. Being a club officer taught me how to make decisions as a group . . .</i></p> <p>8. Identify up to three 4-H citizenship or community service experiences you have had and describe their significance to you and your community.</p> <p><i>My favorite community service project in my 4-H club was learning about world hunger and raising funds to donate to the food bank in my community. Through this community service project, our 4-H club had a guest speaker who taught us about the issue. Our club members shared what we learned with many people in our community to raise awareness about the hunger issues locally and collect funds to meet this need . . .</i></p>	<p><i>Our group has worked in the community soup kitchen, organized a literacy campaign, and provided a petting zoo at our local Project RED event...</i></p> <p>5. Each representative of your group (300 words for each representative)—Describe how you plan to use skills learned in a team setting to a life situation outside of 4-H or in your future.</p> <p><i>I learned about teamwork in preparing for the State 4-H Livestock Judging Contest with my county judging team. I am also on my school's track team....</i></p> <p>6. Each representative of your group (300 words for each representative)—Identify one 4-H leadership experience you have had and describe its significance to your personal growth and development.</p> <p><i>One of the most significant leadership experiences I have had in my 4-H career was serving as a club officer. I have held the positions of secretary, vice president and president. The last two roles allowed me to learn parliamentary procedure and how to conduct a meeting. Being a club officer taught me how to make decisions as a group . . .</i></p>
---	--

### **Autobiography** (maximum 200 words)

Write a short (200-word maximum) summary about yourself (or your group) and your 4-H involvement. You can include future ambitions, too. The text you provide will be used during the 4-H State Awards Recognition Program during 4-H Exploration Days and it may be shared with 4-H State Award Program donors. If you are a 4-H State Award winner, this will be the text used in the script and read during the awards program.

## Application Review

**Reviewers:** To help you ensure that you are submitting the very best application possible, please be certain to ask at least 3 people to provide feedback to you before you make your final edits.

**Approval:** After you submit your application, the 4-H State Awards Planning Committee will send an electronic copy of your application to your county 4-H program coordinator(s) and your 4-H leader for review and approval. This step helps ensure accuracy. Therefore, provide correct email addresses for both your county 4-H program coordinator and your 4-H leader. Your application must be approved by both individuals before it is evaluated by the selection committee.



## Events Management Registration System Submission

The following information will be requested in the Events Management system when you submit your application. You will upload your final award application and photo through the Events Management platform. Be sure to have all information and your attachments (application portfolio and photo) ready when you submit your application.

Name:

Address:

City: State: Zip:

Home Phone:

Email address:

County (where you are enrolled):

Years in 4-H: Grade in School: Age (as of January 1, 2021):

Name of 4-H Club or Group (can list more than one):

Project Award Area:

Age Division:

I previously won a State Award in

What age division were you in when you received the award?

Receiving a Michigan 4-H State Award is a prestigious honor. As such, it is encouraged that your application reflects your best work and represents you in a professional manner. It is recommended that you have your application reviewed by others (peers, parents, teachers, 4-H leaders, etc) prior to final editing and submission.

Please list your reviewers:

A copy of your application will be emailed to your county's 4-H Program Coordinator and your 4-H leader to verify accuracy. Enter their information below.

4-H Program Coordinator's Name:

4-H Program Coordinator's Email:

4-H Leader's Name:

4-H Leader's Email:

## Appendix A

### 2021 Michigan 4-H State Awards Committee Contacts

#### 4-H State Awards Program Co-Chairs

Betty Jo Krosnicki  
Sanilac County MSU Extension  
nashbett@msu.edu  
810-648-2515

Janice Zerbe  
Van Buren County MSU Extension  
rajzerj@msu.edu  
269-657-8213

Eva Beeker  
St Joseph  
beekere@msu.edu  
269-467-5521

Sara Lewis  
Monroe  
seitzsa1@msu.edu  
734-240-3170 ext. 3174

Kristie Schreiber  
Isabella  
schrei61@msu.edu  
989-317-4079 ext 216

Christine Miller  
Livingston  
Johns832@msu.edu  
517-552-6905

Abbey Miller  
Campus  
abmiller@msu.edu  
517-353-4433

Kelly Stelter  
\*\*Mark of Excellence  
Coordinator\*\*  
Berrien  
grandtke@msu.edu  
269-927-5674

Kristine Havelka  
Menominee  
mortonk@msu.edu  
906-753-2209

Sheryl Moll  
Lenawee  
mollsher@msu.edu  
517.264.5314

Colleen Wallace  
Sanilac  
walla392@msu.edu  
810-648-2515

Kathy Jamieson  
Macomb  
jamies13@msu.edu  
586-469-5180

Michelle Neff  
Clare  
hydemich@msu.edu  
989-539-7805

Connie Lange  
Branch  
langec@msu.edu  
517-279-4311

D'Ann Rohrer  
Mason  
drohrer@msu.edu  
231-845-3361

# Appendix B

## 4-H State Awards Recognition Areas

The following award recognition areas will be offered for the Michigan 4-H State Awards Program. Members may apply in either the junior or senior age division or as a member of a group. Youth may only win one time in each age division for each award area. These recognition areas reflect the National 4-H Mission mandates and align with the Michigan 4-H project codes. Examples of a few 4-H project areas and fields of study connected to each recognition area listed.

<b><u>Award Recognition Area</u></b>	<b><u>Example Projects, Activities, or Programs</u></b>
<b>Beef Science</b>	Beef science and management
<b>Birds and Poultry Science</b>	Birds, poultry science and management, embryology, emus, ostriches
<b>Career Development</b>	Business and entrepreneurship, career exploration and workforce preparation, college and independent-living readiness, Communication, financial literacy, leisure education, life skill and character education
<b>Civic Engagement and Service</b>	Citizenship and civic engagement, global and cultural education, Folkpatterns, global and cultural heritage; Community Service/Service Learning
<b>Companion Animal Science</b>	Dogs, cats, small animals, pocket pets, lab animals, llamas/alpacas
<b>Consumer and Family Science</b>	Child development, childcare, clothing and textiles
<b>Dairy Science</b>	Dairy cattle, milk production and processing
<b>Environmental Science</b>	Entomology and bees, Environmental resource management, environmental science and natural resources, outdoor education/recreation, soils and soil conservation, wildlife and fisheries
<b>Equine Science</b>	Horse and pony, horseless projects, Proud Equestrian Program
<b>Food, Nutrition, Health and Fitness</b>	Food and nutrition, health and fitness, safety
<b>Gardening and Horticulture</b>	Horticulture, agronomy, crops, plant science, gardening
<b>Goat Science</b>	Goat science and management
<b>Leadership</b>	Leadership skills development
<b>Rabbit and Cavy Science</b>	Rabbit and cavy science and management
<b>Science, Technology, Engineering, and Mathematics (STEM)</b>	Aerospace, aquatic science, biological science, chemistry, computer and digital technology, engines and transportation, GPS/GIS, mechanical sciences, physical science, robotics, technology and engineering, veterinary science
<b>Sheep Science</b>	Sheep science and management
<b>Shooting Sports</b>	Archery, Shooting Sports
<b>Swine Science</b>	Swine science and management
<b>Visual, Performing, and Expressive Arts</b>	Expressive arts, visual arts, performing arts, photography, crafts, woodworking
<b>Group Award</b>	Community Service project, learning experience, exchange club, competitive team, or any other 4-H group

Members should keep in mind the recognition area they pick should reflect and emphasize the majority of their 4-H learning experience. For example, Joe is a 4-H member involved with beef science. Depending on what Joe's experiences and interests are, he may decide to apply for the Beef Science Award, Science, Technology, Engineering and Mathematics award (emphasizing learning about veterinary science, genetics, or meat science), or perhaps Civic Engagement (emphasizing public education of animal agriculture). Another example may be a member who is enrolled in the clothing and textiles project but focuses his or her learning experience on how to create a marketing plan to sell products. This member may consider applying in Consumer and Family Science or Personal Development award area that includes entrepreneurship. The application will emphasize the skills and knowledge you have learned through your 4-H project experiences. Pick the award area that best reflects the 4-H knowledge, skills and experiences you wish to convey.

## Appendix C

### Example of a Cover Letter for a 4-H State Awards Application

A cover letter is typically a brief, typed letter of introduction reflecting the candidate's individuality and interest in a specific opportunity. A sample cover letter appears below. Use your own knowledge, skills, experiences and creativity to show your unique personality and highlight your 4-H experience.

March 15, 2021

4-H State Awards Program Beef Science Selection Committee  
Michigan State University  
Justin S. Morrill Hall of Agriculture  
446 West Circle Drive,  
East Lansing, MI. 48824

Dear Awards Selection Committee:

I would like to be considered for the 2021 Michigan 4-H Awards program in the beef science area. I have been in 4-H for 6 years and the beef project for 4 years. My 4-H experience has taught me how to select a feeder calf, arrange financing for the purchase and upkeep of the calf, keep records of the feed, veterinary and other expenses related to raising a calf, and feed and prepare the calf for show at my county fair. I have also gained important life skills such as coping with the stress of preparing for and showing at the fair, decision making and problem solving.

The time management skills I learned in 4-H have helped me juggle my schoolwork, a part-time job at a local store and the vice-presidency of the 4-H Clover Beef Club. I have also been able to fit in two school plays this year and look forward to our county 4-H spring achievement day at the local mall.

Another ability I have developed through 4-H is public speaking. In addition to acting in school plays, I prepared and gave a demonstration on halter training a calf to a joint meeting of two 4-H beef clubs in our county.

In the future, I plan to attend college to study business and Polish. My experiences with the Polish-American 4-H exchange have inspired me to seek a career in international business.

Thank you for considering my application for the 4-H Beef Science Award.

Sincerely,

Sally Clover





## Appendix E

### 4-H State Awards Sample Interview Questions

The selection committee may use the following list of questions during the interview. Additionally, the committee may ask questions about the information in your portfolio, the project area, industry or your leadership experience.

1. As you reflect on your 4-H involvement, describe an important change in yourself that has taken place as a result of 4-H.
2. Tell us about a leadership role you have fulfilled in this project.
3. Describe the most significant idea, technique or skill you have learned.
4. Describe the most unusual idea, technique or skill you have learned.
5. What have you learned from this project area that will prepare you for the future?
6. Talk about a disappointment you experienced in your 4-H project area. What did you learn from it?
7. What activities in 4-H have been your favorite and why?
8. What have you done to encourage others to participate in your project area? To participate in 4-H?
9. What was the most rewarding experience in your 4-H project?
10. Describe what you do to manage a stressful situation.
11. What have you done in 4-H to make a difference and get involved in your community?
12. Describe your most memorable 4-H experience.
13. Why do you feel you should be chosen for this award? What sets you apart from the other candidates?
14. In your opinion, what qualities make a good leader?
15. Describe a challenge or a problem you have faced and how you solved it?

# Appendix F

## 2021 4-H State Awards Application Evaluation Form

Applicant's Name \_\_\_\_\_ County \_\_\_\_\_

Award Area \_\_\_\_\_ Age Division \_\_\_\_\_

Application Section	Excellent 6	5	4	3	2	Needs Improvement 1
<b>Cover Letter</b> <i>A brief introductory letter reflecting the candidate's interest in the State Awards program, his or her project area and some key experiences or skills learned through 4-H.</i>						
<b>Résumé</b> <i>A brief account of your personal, education, and professional qualifications and experiences.</i>						
<b>4-H Story</b> <i>A brief, enjoyable format and insight into how 4-H has influenced the candidate's life. The 4-H story should add depth to the reader's understanding of the 4-H member's project work and overall involvement in 4-H.</i>						
<b>Content Knowledge Learned</b> <ul style="list-style-type: none"> <li>• Question 1 for juniors (ages13-15)</li> <li>• Questions 1-3 for seniors (ages16-19)</li> <li>• Question 1 for groups</li> </ul>						
<b>Life Skills Learned (Questions 1-3)</b> <ul style="list-style-type: none"> <li>• Question 2 for juniors (ages13-15)</li> <li>• Questions 4-6 for seniors (ages16-19)</li> <li>• Question 2,3,5 for groups</li> </ul>						
<b>Leadership Experience</b> <ul style="list-style-type: none"> <li>• Question 3 for juniors (ages13-15)</li> <li>• Questions 7 for seniors (ages16-19)</li> <li>• Question 6 for groups</li> </ul>						
<b>Citizenship and Community Service</b> <ul style="list-style-type: none"> <li>• Question 4 for juniors (ages13-15)</li> <li>• Questions 8 for seniors (ages16-19)</li> <li>• Question 4 for groups</li> </ul>						
<b>Communication</b> <i>Spelling, grammar, punctuation, word usage, word counts</i>						
<b>Overall Impression</b> <i>Is the application complete? Does the applicant provide adequate information and detail to assess? Was the judge able to get a clear understanding of the applicant and their 4-H involvement?</i>						

**Note to Reviewer:** Scores from multiple reviewers are averaged together to form one overall score. For the applicant to be eligible to receive a 4-H State Award, the total score for the "Overall Average Score" must be 36 or higher. If the overall average score on this form is 35 or lower, the applicant is ineligible to receive a 4-H State Award.

**Score** \_\_\_\_\_  
(Total scores from above)

## 2021 4-H State Awards Application Evaluation Form

Delegate's Name \_\_\_\_\_ County \_\_\_\_\_

Award Area \_\_\_\_\_

Reviewer's Comments:

**Strengths**

**Areas to Improve**

MSU is an affirmative-action, equal-opportunity employer, committed to achieving excellence through a diverse workforce and inclusive culture that encourages all people to reach their full potential. Michigan State University Extension programs and materials are open to all without regard to race, color, national origin, gender, gender identity, religion, age, height, weight, disability, political beliefs, sexual orientation, marital status, family status or veteran status. Issued in furtherance of MSU Extension work, acts of May 8 and June 30, 1914, in cooperation with the U.S. Department of Agriculture. Jeffrey W. Dwyer, Director, MSU Extension, East Lansing, MI 48824. This information is for educational purposes only. Reference to commercial products or trade names does not imply endorsement by MSU Extension or bias against those not mentioned.

## Appendix G

### 2021 4-H State Awards Interview Evaluation Form (Individual Senior Interviews & Group Presentations)

Delegate's Name \_\_\_\_\_ County \_\_\_\_\_

Award Area \_\_\_\_\_

Interview Criteria	Excellent 6	5	4	3	2	Needs Improvement 1
<b>Personal Appearance</b> <i>Clothing choice, tidiness, grooming</i>						
<b>Greeting</b> <i>Courteous, professional</i>						
<b>Communication</b> <i>Grammar, pronunciation, volume, articulation</i>						
<b>Body Language</b> <i>Eye contact, posture, no fidgeting</i>						
<b>Content Knowledge</b> <i>Knowledgeable about project, and conveys experiences and information in application</i> <i>**Group Presentation- group awards only</i>						
<b>Life Skills</b> <i>Understands life skills learned, and conveys experiences and information in application</i>						
<b>Demeanor and Attitude</b> <i>Confident, passionate, positive, engaged</i>						
<b>Response to Questions</b> <i>Thoughtful, responsive, prompt, perceptive listener, answered questions fully</i>						
<b>Overall Impression</b>						

**Note to Reviewer:** Scores from multiple reviewers are averaged together to form one overall score. For the applicant to be eligible to receive a 4-H State Award, the total score for the "Overall Average Score" line above must be 36 or higher. If the overall average score on this form is 35 or lower, the applicant is ineligible to receive a 4-H State Award.

**Score** \_\_\_\_\_  
(Total scores from above)

(continued)

**2021 4-H State Awards Interview Evaluation Form  
(Individual Senior Interviews & Group Presentations)**

**Delegate's Name** \_\_\_\_\_ **County** \_\_\_\_\_

**Award Area** \_\_\_\_\_

**Reviewer's Comments**

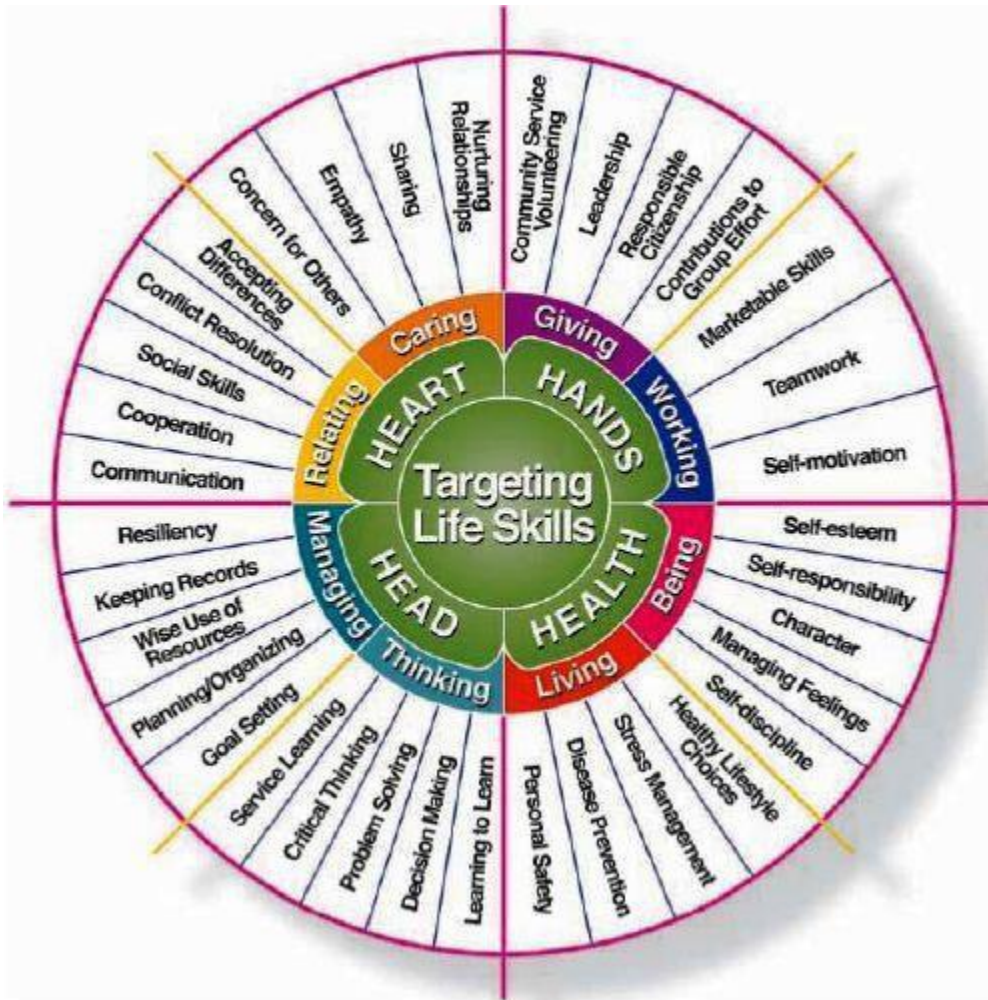
**Strengths**

**Areas to Improve**

MSU is an affirmative-action, equal-opportunity employer, committed to achieving excellence through a diverse workforce and inclusive culture that encourages all people to reach their full potential. Michigan State University Extension programs and materials are open to all without regard to race, color, national origin, gender, gender identity, religion, age, height, weight, disability, political beliefs, sexual orientation, marital status, family status or veteran status. Issued in furtherance of MSU Extension work, acts of May 8 and June 30, 1914, in cooperation with the U.S. Department of Agriculture. Jeffrey W. Dwyer, Director, MSU Extension, East Lansing, MI 48824. This information is for educational purposes only. Reference to commercial products or trade names does not imply endorsement by MSU Extension or bias against those not mentioned.

# Appendix H

## Targeting Life Skills Model



Hendricks, P. A. (1996). *Targeting Life Skills Model: Incorporating Developmentally Appropriate Learning Opportunities to Assess Impact of Life Skill Development*. Ames: Iowa State University Extension and Outreach.

## Appendix I 2021 Program Timeline

<b>December 2020</b>	Revised applications posted to website
<b>January-March</b>	<p>Trainings offered for 4-H members. Training provided via webinar, county staff, or by members of the 4-H State Awards Committee.</p> <p>Counties will begin promoting the process by distributing information to eligible members and helping their 4-H members answer questions as they complete the application.</p> <p>State Award applicants will work with their 4-H leaders and county staff person to complete the application.</p>
<b>April 1</b>	<p>State Award applications and photo (individual and groups) must be submitted via Events Management System at: <a href="https://events.anr.msu.edu/StateAwards21/">https://events.anr.msu.edu/StateAwards21/</a></p> <p>Mark of Excellence essays submitted to county 4-H Program Coordinator</p>
<b>April 2</b>	A reply to the submitting e-mail address will be sent as a confirmation, notifying the sender that the application was received.
<b>May 5</b>	<p>Applicants selected to move forward will be announced as 4-H State Award delegates. Email notifications will be given to both applicants and their county offices.</p> <p>Applicants <b>not</b> selected to move forward will receive notice and feedback from selection committees. County staff will also be notified.</p>
<b>June 8-9</b>	Senior delegates and group presentations take place via video conference (Zoom) with selection committees.
<b>June 23</b>	4-H State Awards Recognition Program will be held at Michigan State University Wednesday evening. Junior, senior, and group delegates attend evening program to network with donors and receive recognition. Mark of Excellence winners invited. All delegates are allowed to register two guests.
<b>July 15</b>	Press releases and photos will be distributed to counties and donors. State Award presentation will be uploaded to MSUE 4-H web site.